



AQUA VIEW
Results You Can See™

SHOWERMISER SINKMISER

Dealer Training Presentation



WHAT ARE WE?

It's not a showerhead.
It's not a faucet. It's not
a water restrictor.

**It's a Fresh Water
Reclamation System.**





Unlike water flow restriction devices, Aqua View's patented Showermi\$er recirculates unused fresh water before it ever goes down the drain - saving money and extending fresh & gray water tank capacities **up to 40%** without changing tanks or adding weight!

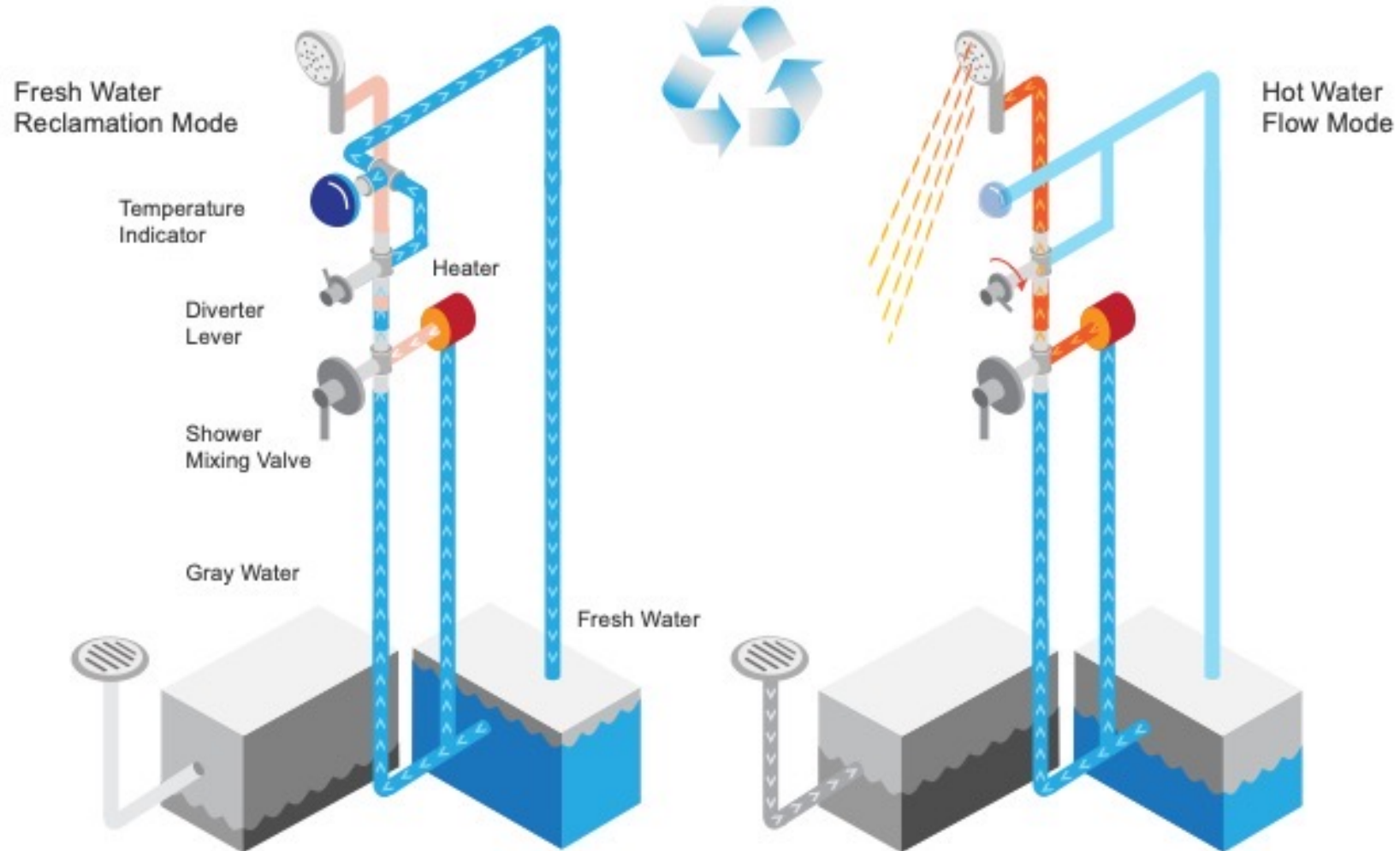


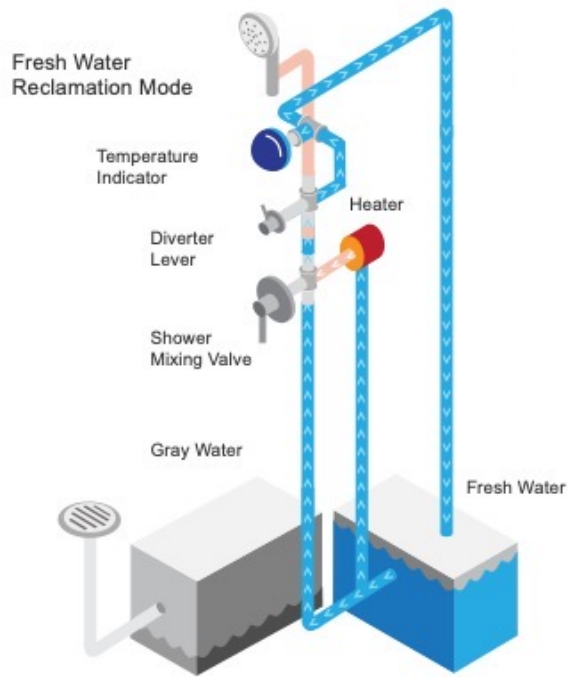
WHAT We Don't Do

- Filter grey water back into the fresh water tank
- Reduce water pressure or restrict water flow
- Overheat water tanks
- Cause fresh water tanks to burst
- Cause A/C units to malfunction, tires to go flat or windshields to crack



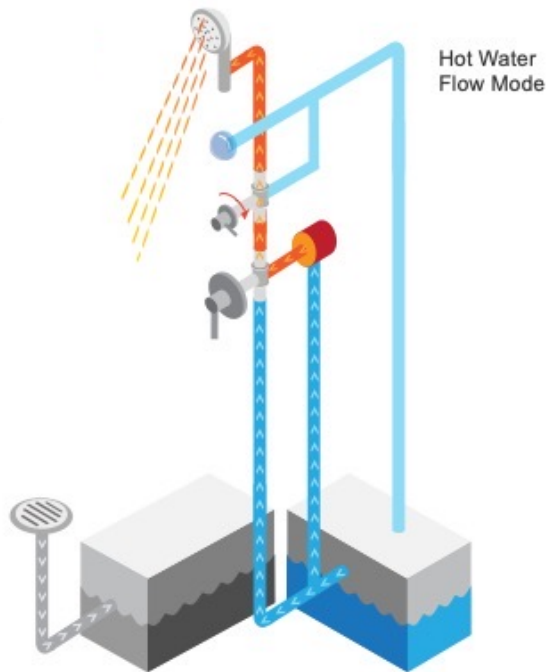
HOW SHOWERMISER WORKS





Cold

SHOWERMISER simply connects to your shower outlet. By flipping the diverter lever, you recirculate cold water back into the fresh water tank, before it comes out of the showerhead. Once the pipe is clear of cold water, our patented, color-changing temperature indicator will show you in under four seconds that hot water has arrived. Just flip the diverter lever back to the showerhead and hot water will flow.




Hot



117 Model Combinations!



SHOWERMISER Elbow is the Most Installed Model



SINKMISER also install in sinks!



NOTICE


Two requirements to install the SHOWERMI\$ER system:

- 1. You MUST be able to get to the inside wall behind your shower where the plumbing is located.**
- 2. You MUST be able to make connections to the non-pressurized side for the system to work properly (Fill Line, Breath Line or Drain Line).**

NOTE: Connection to the input of the Water pump is NOT recommended!



Items **Not** Included in the Kit



- 1. 1/2" Pex Pipe**
- 2. 1/2" Pex to Female threaded Fitting**
- 3. Fittings (number of fittings depends on where and what you are connecting) to connect to the non-pressurized side of the water system**




Test the System

Keep an eye on the Blue portion of the SHOWERMISER unit. When the white and blue pin stripes appear the hot water has arrived!



Cold



Hot Water
Arrived!



Hot



Who Is Using It



Now Being Factory Installed
By Major US RV Brands



Don't Take Our Word For It!

Google

You Tube

Showermi\$er



FAQ

Our Products

HOW DO I USE THE SHOWERMISER?



DOES THE PRODUCT HAVE A WARRANTY?



WHAT IS THE TEMPERATURE THAT THE TUBE CHANGES COLOR?



CAN THE SHOWERMISERS BE USED WITH THE TOPARGE WATER TANK GAUGE?



FOR HOME USE CAN MORE THAN ONE SHOWER BE FED INTO THE SAME STORAGE TANK?



ANY SPECIAL STEPS WHEN WINTERIZING MY RV?



FOR HOME USE IF I DON'T HAVE A SEALED POTABLE WATER TANK WHAT SHOULD I DO?



HAS TESTING BEEN DONE ON THE MATERIALS USED IN THE PRODUCTS FOR SAFETY?



CAN THE TEE FOR THE MAGIC MUSHROOM BE CUT?



WHAT HAPPENS IF THE FRESH WATER TANK IS FULL?



WHAT IS THE PROPER CARE AND MAINTENANCE?



TROUBLE SHOOTING THE TOPARGE WATER TANK GAUGE



IS THERE A CONDITION IN WHICH THE TUBE DOES NOT CHANGE COLOR?



IF I HAVE A LOW WATER FLOW RATE, WILL IT AFFECT THE LOW RATE?



I THOUGHT SHOWERHEADS IN SOME AREAS, BY LAW, ARE TO RESTRICT WATER FLOW TO 1.5 GALLONS PER MINUTE.



ARE THERE INSTALLATION INSTRUCTIONS AVAILABLE?



WHERE IS THE BEST PLACE TO RUN THE RETURN LINE?



ARE THERE DEALERSHIP/DISTRIBUTOR OPPORTUNITIES?



showermiser.com/faq/



SHOWERMISER
SINKMISER



AQUA VIEW
Results You Can See™